

**Ready to**

**START**

**SCHOOL**

Dear boys, girls and families,

We are sorry that you haven't been able to visit school this month and that due to schools being closed we will not be able to meet you in person at this time.

We are looking forward to the day when we can meet properly and would like to share some information with you and your family about P1 transition.



# We welcome you to St Louise Primary School



# Things To Know

- The Head Teacher is Mrs Mooty
- The Principal Teacher is Miss Clarke
- There are 7 classes in St Louise Primary
- Mrs Rose and Mrs Ritchie work in the office and look after you when you are not in class
- Miss Duffy, Mrs Gayne and Mrs Robinson help the teachers in the classroom and look after you when you are not in class
- Your janitor's name is Mr Nobes

# Things To Know

- You should bring a bottle of water every day and try to bring a piece of fruit or a healthy snack for morning break
- You play in the playground if the weather is dry or play inside quietly if it is wet
- You have PE twice a week and you will need shorts and a T-shirt to change into
- Have your name on everything!!
- Your mum, dad or the person looking after you can ask for help or information if something is unclear or worrying them

# Things To Know

- You should wear your shirt and tie to school every day
- Your school uniform is a blue blazer, grey trousers/skirt, white shirt/blouse, grey jumper/cardigan, St Louise tie, black school shoes
- You will need a pair of black slip on canvas gym shoes to wear in the class and at PE
- Your PE kit is a St Louise PE kit or a plain white T-shirt and blue shorts.
- Your mum, dad or the person looking after you can put your name on all your school clothes and shoes



# Buddy Programme



You will be paired up with a P7 buddy who will help you to settle into our school, help you in the playground and support you during lunch-times and any other support you may need at this time.

# Values in our School

- Equality
- Equity
- Compassion
- Fairness
- Empathy
- Commitment
- Gospel Values





# School Mission Statement



**St Louise**

where we

**Love God**

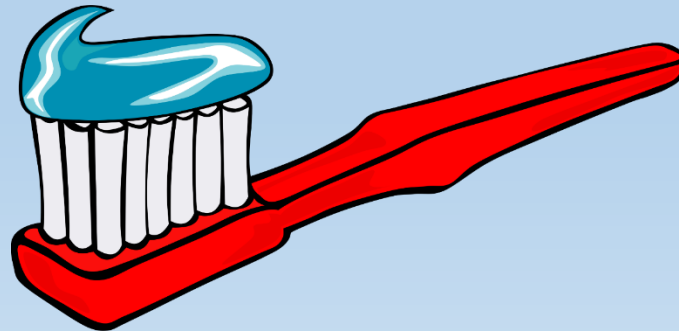
**Love learning**

and

**Love each other**

# Partnership Working

- Toothbrushing Programme – Louise Dillon will visit P1 to set you up with your own toothbrushing kit to use across the year.




# Dates and Times...

- Pupils are due to start on **Thursday 13<sup>th</sup> of August**. This may change due to the current situation and we will keep you updated on the school website, school app, Twitter and Parent Staff Group Facebook page.
- We will let you know where your child needs to be dropped off and picked up when we know more about the details of how school will re-open.



# The first week...





# Day 1

- Children will have a tour of the school and be shown where everything is
- They will complete settling in tasks to ensure they feel comfortable in their new environment
- They will meet their buddies and have their first playtime later/earlier than the whole school
- The first day is an opportunity for the teacher to get to know the children more



# What to bring!

- A backpack/school bag
- Water bottle
- Snack
- Thick pencil
- Coloured pencils
- White board pen
- Indoor shoes (in school)
- Tissues

but not  
necessary  
as these will  
be provided

# A Happy Smile



# What not to bring!

- Sharpener
- Rubber
- Toys
- Fizzy drinks
- Medicines



# Days 2-5

- Children will now line up in the playground and enter the school via a designated door
- They will begin to experience more structured learning activities that will ease them into the routines of the Primary 1 classroom
- Get to know each other
- The week will be focused on routines to ensure children are aware of what is expected of them

# A typical day/week in Primary 1 ...



- Children in Primary 1 will start their day with a table top activity or soft start
- This gives children an opportunity to settle into the school day
- Each day across the week children will be provided with different engaging opportunities to experience learning in Literacy, Numeracy, Health and Wellbeing, Expressive Arts, Social Studies, Science, Technologies and RME.
- Break time is 10:25 - 10:40 - (children can bring a snack - healthy)
- Lunch time is 12:10-12:55 - (School Dinners / Packed Lunches)



# Reading

"The more you **read**  
the more **things** you know.  
The more that you **learn**  
the more **places** you'll go."  
-Dr. Seuss

- Once the children have a bank of new sounds, blending is introduced.
- Blending is when letters are joined to make words
- Children will build sight vocabulary of common words they are introduced to (Flashcards/Word Displays/Word Tins)
- They will use blending, sight vocabulary and pictures to help them to begin reading.



# Writing

- Pencil grip is **very important**
- Formation of the letters is **very important**
- Children should start their letters at the correct point and follow around the correct way
- Children will start to write single letters and common words
- Once they gain confidence with this they will move onto writing a sentence
- \*Link to Doorway online  
<http://www.doorwayonline.org.uk/literacy/letterformation/>





# How can you help?

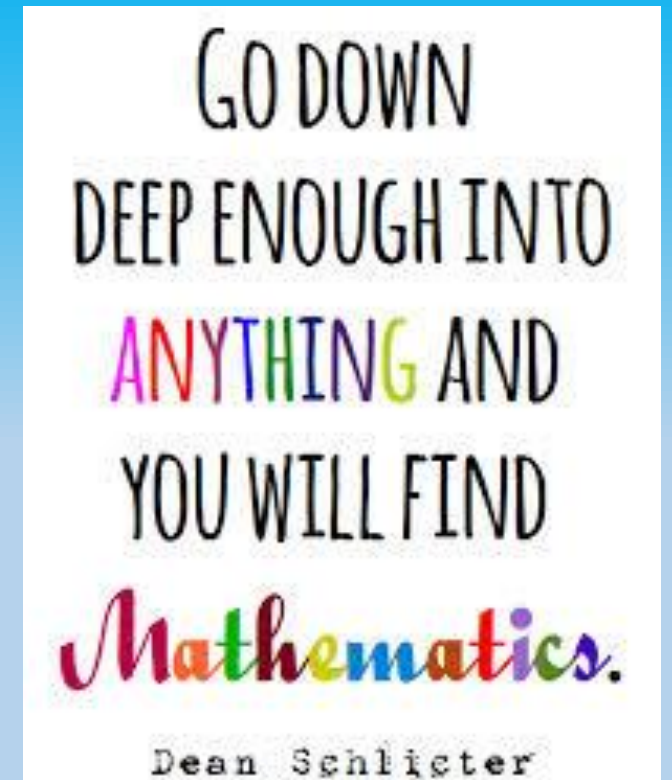
- Lots of chatter!
- Opportunities to find letters and sounds in the environment / world around them
- Songs and rhymes
- Sharing stories / lots of talk about the pictures (**reading to them**)
- Encouraging children to 'tell' stories
- Pencil grip
- Colouring
- Letter formation - lots of different ways (e.g. using squooshy bottles / play dough)
- Word walls








- Number, Money and Measure (number structures/numerals/counting/coin recognition/time/measurements)
- Shape, Position and Movement (2D 3D shapes/directions/positions/symmetry)
- Information Handling (matching/sorting/reading charts)




# Numerals

- Children will only be introduced to numerals once they have shown that they are aware that numerals represent quantities.
- Like letter formation, number formation is **very** important. Children will be shown how to correctly write the numerals.





7



# Health and Wellbeing




- Children will be supported daily to build positive relationships with other children and with the adults in the school.
- They will be introduced to different emotions and how to cope through stories and poems.
- Children get to know the characters in the story and can relate the story to their own experiences.



# Physical Education


- Children will have 2 hours a week of physical education.
  - Have a bottle of water (plain) on these days and change of clothes - **Practise doing this at home**
  - Shorts, T-shirt and gym shoes.
- 
- **\*\*Please put names on everything!\*\***



# Homework

- Homework is issued on a Monday and returned by Friday.
- There will be a different focus for learning.
- Spelling and phonics will be included each week
- **Reading should be practised every night.** (This will help build children's sight vocabulary)
- Maths will be issued once a week

**\*\*Any questions/queries/notes send in to teacher\*\***



# School Uniform

- Inverness Blue blazer
  - White shirt/blouse
  - Grey skirt/trousers
  - Grey v-neck jumper/cardigan or Royal blue, both with school crest
- 
- Blazers, Knitwear and PE Kits and may be purchased BE school wear (from the school office at any time.





# Road Safety



[This Photo](#) by Unknown Author is licensed under [CC BY-ND](#)

All children follow the safe route into school and should not come across the car park as it is dangerous. P7 buddies will show the children how to do this.



[This Photo](#) by Unknown Author is licensed under [CC BY-NC-SA](#)

# We look forward to meeting you all!!

