



Starting

The journey begins!

Starting school is a big adventure!
Here's a picture of me in my new uniform...

Draw or stick your picture here!



BIG hands, little hands

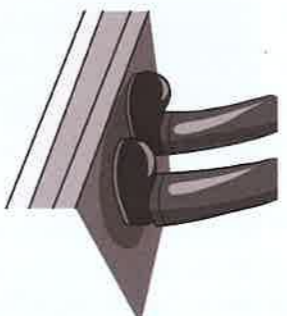
Always hold hands with a grown-up when you go out.

DRAW ROUND YOUR HAND AND COLOUR IT IN.



- Always hold your child's hand when you go out together.
- Don't let your child run ahead.
- Watch out for cars appearing from driveways.

Always STOP, LOOK and LISTEN



Where do we stop before we cross the road?
Why do we look and listen?

- Practise the rules for crossing the road.
- Stop, Look and Listen is the first step to learning the Green Cross Code.

How about singing this little song?

It goes to the tune of "Three Blind Mice"

Stop, look and listen,
Stop, look and listen,
Before you cross the road,
Before you cross the road,
You use your eyes,
You use your eyes,
You use your eyes,
You use your eyes,
You use your ears,
You use your ears,
And if no bus or car appears,
Well then you cross the road!



Small steps, BIG steps

Let's make a promise to always be careful near roads...

Can you write your own name?

We promise to always **STOP, LOOK and LISTEN**

..... (grown up)

..... (child)

- Children will copy what you do
- So set a good example whenever you cross the road!



Who you

Do you s on your Write ho


Make what you Can yo school? V

Small BIG

Who do school Draw th

Can yo own st

School!



Cut out
this great
bookmark!

**STOP
LOOK
and
LISTEN**



Before you
cross the
road

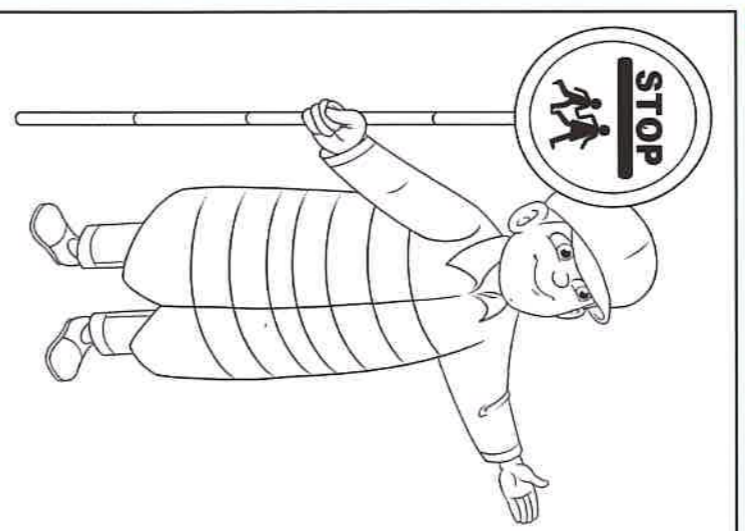


And a
reminder
for your
car!

**BELT
UP**
in the
car



**SAFER crossing
places**



Take the safest
rather than the
fastest route!
Help them
make decisions
with you about
where to cross.



Colour in the lollipop lady!
Can you make her look the same as the
little picture?

What does the lollipop lady or man do?



What is this crossing called?
Can you guess why?



Have you seen these
two funny little men
anywhere?
What do they tell you to do?

IN and OUT of cars

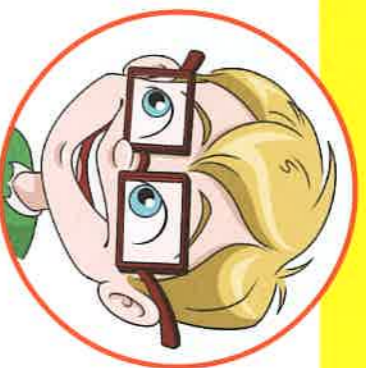
Can you
draw a
seat belt
onto each
of the
children
to make
them
safe?




Always fasten your
seat belts before you
set off.
Make sure your child
gets out of the car on
the pavement side.



What can
you SEE?



See any of these
ways to school?
How many you see.



On your journey more interesting by talking about
what you see and hear on the way.
Can you play "I spy with my little eye" as you walk to
school? What about "I hear with my little ear"?

What do
all feet
feel



What do you walk to
school with?
What do you wear?
Tell me here!

Can you put on your
coat and shoes?

